


Welcome to Zhangde Primary School

Primary 1 Orientation
Parents' Sharing Session
18 November 2024



Gentle Reminder to ALL Parents

- Please refrain from taking photographs or recording the session.
- The slides will be uploaded onto our school website after the sharing.
- You can go to our school website <https://zhangdepri.moe.edu.sg/> under **Announcements** “*P1 Orientation Slides to Parents*” to access them.
- Thank you for your kind understanding and cooperation.



Emergency Evacuation Procedure

If the fire alarm is sounded in the school, please follow the procedures below:

- Listen for the announcement over the PA system.
- If there is a need for evacuation, follow the instructions given in the announcement.
- Exit the hall and follow the instructions from the staff. Walk briskly to the assembly area.
- Wait for further instructions at the assembly area.



Programme Outline

Refer to Page 27, Annex 1

Time	Programme
8.30 a.m.	Welcome Address by Principal
8.40 a.m.	Sharing <ul style="list-style-type: none">• P1 Settling Down in ZPS• P1 Transition• Dental Information• Building Home-School Partnership & ZPS Parent Support Group
9.30 a.m.	Movement to Breakout Rooms
9.40 a.m.	<i>My Tech-Savvy Child</i> Information & Communication Technology (ICT) Hands-On Session <ul style="list-style-type: none">• Cyberwellness in Zhangde• Preparation and Familiarization session for Student Learning Space (SLS), Student iCON, MS Teams and Parent Gateway• Supporting your child on Home Based Learning (HBL) Break <i>Words & Numbers: My Child's Journey to Confidence</i> Literacy & Numeracy Skills for Life Hands-on Session <ul style="list-style-type: none">• Empower Your Child's Mind Through Reading & Writing• Fun with Numeracy Movement of Parents whose children are taking Malay & Tamil Language. Exploring Our Mother Tongue Language Hands-on Session <ul style="list-style-type: none">• Growing a Love for Mother Tongue Language Learning
11.30 a.m.	End


P1 Settling Down in ZPS

Mdm Siti Mas Laily, Year Head for P1 & P2

1. Preparing your child for Primary School

2. Smoothing the transition to Primary 1

3. School-Home Partnership



Holistic Well-Being

We care for our students' holistic well-being and develop strong character, minds and bodies in our students through our P.L.I.E.S. Framework.



Learning Experiences in Primary 1 through P.L.I.E.S.



Physical



Leadership



Intellectual



Learning Experiences in Primary 1 through P.L.I.E.S.



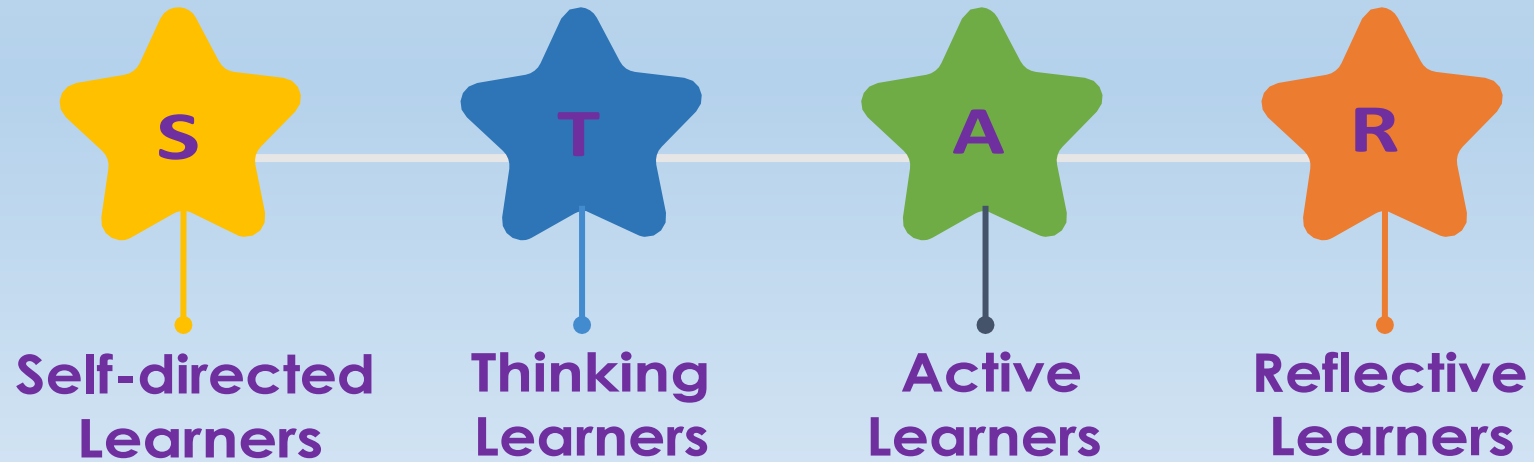
Emotional



Social



Towards Nurturing Our S.T.A.R. Learners



Zhangde's Learning Dispositions



Our Structures



P1 Form Teachers

You will know and get to meet your child's Form Teachers on the first day of school, 2nd January 2024.

Parents can contact the Form Teachers via the Student Handbook, email or leave a message at our General Office Tel No: 62740357.

Teachers will do their best to respond to you at the earliest available time.

Teachers' time after 4pm on weekdays and whole day on weekends are protected.


We appreciate your understanding.



Handbooks

2024-2025 Parent Handbook


- You will receive a copy of the Parent Handbook in January 2025 (only for new parents of Zhangde).
- Please refer to the handbook to guide you on the school structures.



3rd Edition

Student Handbook

- The Student Handbook will be distributed to the students. (Ready in Jan 2025)
- It must be brought to school daily.
- Check the Handbook regularly to monitor your child's work or any updates from the teachers.
- You may also use the Handbook to communicate with the teachers.



School Uniform

Refer to Page 7

Also in Student & Parent Handbooks

Girls



Hairstyles

- Hair must be neat and tidy at all times.
- No gel, mousse, fancy hair styling, tinting or dyeing of hair is allowed.
- Girls' hair must be above the base of the collar or neatly tied up. Fringes must be neat and above the eyebrows. Only black clips or hair band should be used to keep the hair tidy.

Accessories

- Girls should only wear plain ear studs less than 5 mm in diameter. For safety reasons, NO dangling, hoop or multiple earrings are allowed.
- Nose studs are not allowed.
- Spectacles (if worn) should be a plain frame and non-tinted, unless recommended by a physician.
- Nails must be kept short and clean. No varnish or hardener is allowed.

Name Tags

- Every student must have a name tag sewn on the school uniform at all times.
- The name tags are to be sewn on the left of the school uniform above the school crest.

Shoes & Socks

- Only fully PLAIN BLACK school shoes (logo / brand should be in black) are allowed.
- School or plain white (no brands / logo) socks are allowed.
- Ankle socks are not allowed.

Boys



Hairstyles

- Hair must be neat and tidy at all times.
- No gel, mousse, fancy hair styling, tinting or dyeing of hair is allowed.
- Boys must keep their hair short and tidy. Hair must be above the ears, collar and eyebrows.
- Boys are to maintain a clean haircut as well as a clean-shaven face. Moustache, beard and long sideburns are not permitted.

Accessories

- Boys are not allowed to pierce ears or wear ear studs.
- Nose studs are not allowed.
- Spectacles (if worn) should be a plain frame and non-tinted, unless recommended by a physician.
- Nails must be kept short and clean. No varnish or hardener is allowed.

Name Tags

- Every student must have a name tag sewn on the school uniform at all times.
- The name tags are to be sewn on the left of the school uniform above the school crest.

Shoes & Socks

- Only fully PLAIN BLACK school shoes (logo / brand should be in black) are allowed.
- School or plain white (no brands / logo) socks are allowed.
- Ankle socks are not allowed.

Identification/Name Tag

- Your child will be issued a temporary identification tag on Day 1. Please check that the gate number/bus number on your child's identification tag is correct so that the teacher knows which gate/bus to take him/her for dismissal.
- Ensure that your child wears his/her identification tag at all times for the first month.
- Do provide important information such as mobile numbers and parents' information to your child's Form Teachers.
- Your child's name tag must be ironed/sewn on every school uniform.



Punctuality

Punctuality is an important life skill and value that needs to be developed from young.

Students must be seated in the classrooms by 7.30 a.m.

National Anthem, Pledge and Announcements start at 7.30 a.m.

Please ensure that you send your child to school on time.

Your child's conduct grade will be affected if he/she is often late for school (5 times or more in 2 consecutive terms).



What if my child is unwell and is unable to attend school?

- Consult a doctor.
- Rest at home until he/she has recovered completely.
- Inform your child's Form Teacher on the day of absence.
- Try to complete whatever work missed and hand in as soon as possible.
- Submit medical certificate or letter of excuse to the Form Teacher upon returning to school.



Dismissal

- For **2nd & 3rd January 2025**, P1 students will be dismissed at **12 p.m.** via Gate 3 only.
- Subsequently, they will be dismissed at 1.30 p.m. daily.
- Please be at the Parents' Waiting Area by 1.20 p.m.
- Do not suddenly change the pickup arrangement without informing your child's Form Teacher.



Dismissal Arrangement

Dismissal Point	Arrangement
Gate 3	Exit point for P1 to P6 students Parents will wait at the Parents' Waiting Area. Please be there by 1.20 p.m.
Gate 4	Exit point for P1 to P6 students Parents will wait outside the gate. Please be there by 1.20 p.m.
Kids Central	Meeting point for siblings
Zhangde Student Care Centre (SCC)	Students will proceed directly to SCC.
School Bus	Students will proceed to their school bus directly.



School Bus Safety

Students are to board the bus in an orderly manner.

Students are to put on their seat belts and remain seated at all times.

Students are not allowed to run or play while waiting for the bus to move off.

They are not to play, eat, drink or litter in the bus.



Student Edusave Fund Account

Refer to the
insert in the
Orientation
Package



Every Singaporean child between the ages of 7 to 16 years old is automatically given a Student Edusave Fund Account.



A sum of money is credited into the account in January every year, until he/she is 16 years old.



You will receive a statement of account by end of March every year.



The money in the Edusave Account can be used for 2nd-Tier miscellaneous fees.



The fund will be used for level-wide enrichment programmes organised by the school.
Parental consent will be required.




Preparing your child for Primary 1



reading and sharing his thoughts with ease and confidence.

<https://go.gov.sg/transition-to-primary1>



How can you prepare your child for Primary 1?

You can start talking to your child about the following:



Adjusting to a larger learning environment



Interacting with more peers and teachers



Adapting to longer school hours and new routines



Taking the initiative to ask for help



Becoming more independent and responsible



Relating Well to Others

Build your child's interpersonal skills by:

0

Modelling the use of friendly and polite phrases

"May I please..."

"Hi! My name is...What is your name?"

"Could you help me with..."

02

Providing opportunities for your child to share and take turns during playtime with other children



Discipline Policy

Refer to Page 19 of Parent Handbook
Also in Student Handbook

- Discipline is an integral part of schooling. Students who have erred in their behaviour need to be re-orientated and guided towards the right direction.
- P1 students are very young. The school will work closely with parents on all cases.
- Students may be referred to a school counsellor or special educational needs officer (SENO) in some cases.
- Principles based on Restorative Practice (RP) applied when managing student's behavioural action:
 - Show students what they have done;
 - Give students ownership of the problem;
 - Give students opportunity to fix the problem;
 - Leave intact the dignity of the student and others affected by focusing on the problem, not on the student;
 - Allow restoration through restitution, resolution and reconciliation.



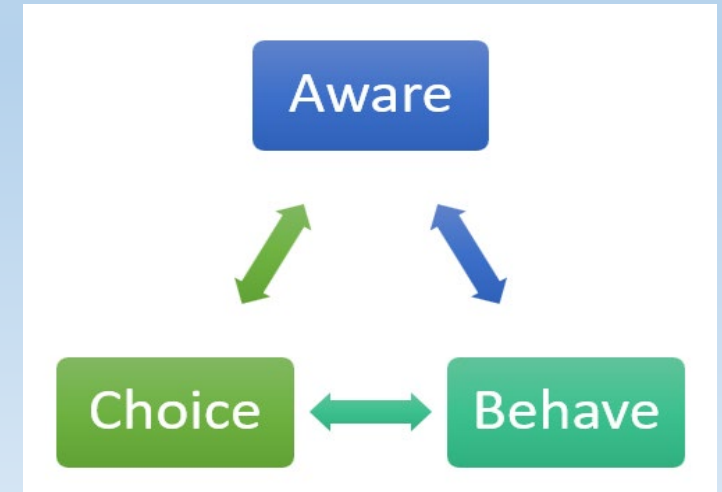
Discipline Policy

Refer to Page 19 of Parent Handbook
Also in Student Handbook

Abide by the School Rules at all times.

Refer to Student Handbook and Parent Handbook for the following:

1. Attendance and Punctuality
2. Zero Tolerance to Bullying
3. Mobile Phone Policy
4. Items not to be brought to school



Student Management

Refer to Student & Parent Handbooks

- It is usual for your child to find himself/herself in some of the situations below at school.
 - Your child having an argument/does not get along with a classmate.
 - One of his/her classmates has been calling him/her names.
 - He/She fell down as one of his/her classmates pushed him/her while playing.
 - One of his/her classmates took his/her things without asking for permission.
- You should advise your child not to retaliate but inform his/her teachers immediately. The teachers will help them to manage the situation.
- Please understand that these incidents will happen. Let us work together to help our young students manage these conflicts.



Developing Good Habits

Routines help your child build confidence and learn to manage things by themselves.



Take their temperature using a thermometer



Practise consistent pre-bedtime routines and have at least 9 hours of sleep

Wash their hands



Guide your child to do the following independently:



Dress themselves

Pack their bag and check for materials



Buy food at the canteen

Make healthy food choices



Knowing when and how to ask for help



Timetable



Your child will receive the Class Timetable in Week 2.



He/She should pack his/her bag everyday and bring only the books required for the day.



He/She should bring a storybook for Silent Reading daily.



Knowledge, Skills & Dispositions for the start of Primary 1

Refer to Pages 11 to 23:
Our Curriculum



Values, Social-Emotional Competencies, Citizenship Dispositions



Art



English Language



Mathematics



Mother Tongue Languages



Music



Physical Education

- Understand and Care for Oneself
- Show Care and Respect for Others
- Make Responsible Decisions and Act on Them

- Enjoy Participating in Art
- Express Ideas and Feelings through Art
- Demonstrate Awareness of Art from Different Cultural Groups

- Listen and Speak for Enjoyment and Information
- Read with Enjoyment and Understanding
- Communicate Ideas and Information through Writing or Using Symbols or Letter-Like Shapes

- Basic Understanding of Numbers Up To 10
- Recognise Simple Patterns
- Compare Quantities Between Two Groups of Objects

- Enjoy and Show an Interest in Learning Mother Tongue Language.
- Enjoy and Show an Interest in Listening and Speaking in Mother Tongue Language.
- Demonstrate Awareness of Local Ethnic Culture

- Enjoy Participating in Music and Movement Activities
- Express Ideas and Feelings through Music and Movement Activities
- Demonstrate Awareness of Music and Movement from Different Cultural Groups

- Enjoy Physical Activities
- Display Coordination in Motor Tasks
- Demonstrate Awareness of Healthy Habits and Safety




Lockers

- Lockers are located outside every classroom.
- Every student will be allocated a locker.
- Students need to bring their own locks to secure the lockers.
- Examples of items that they can place in their lockers:
 - Mini whiteboard
 - Colouring materials
 - Dictionary
 - Additional Exercise books/Jotter books



Independent Temperature-Taking

- Students are to adopt the habit of taking their temperature daily in the classroom once they reach school.
- Proper temperature-taking procedures will be taught to all students.
- They will record their temperature in their Student Handbook.
- Each P1 student will be issued with a thermometer.



Canteen



- Pocket money of \$3 should be sufficient for recess. For example, a bowl of noodles cost from \$2 to \$2.50.
- Cashless payments using Smart Buddy or School Smart Card (EzLink) is encouraged.
- Students under the Financial Assistance Scheme (FAS) will also use School Smart Card for them to buy their food. They should utilise the cash to buy healthy food and snacks from the canteen during recess (and lunch) daily.
- Do get your child to bring a water bottle and label it with your child's name. There are many water coolers in our school.

Vroom to Groom

- Students are to clean the table surface in their classrooms and canteen after themselves.
- This is to encourage our students to take greater **responsibility** over their **personal hygiene** and be socially responsible and **considerate towards others** who will use the table after them.
- Wipe-down routine will be practised in school by all students.



PHOTOGRAPHY AND VIDEOGRAPHY PUBLICATION OF STUDENTS' WORK

- We would like to inform you that photographs/videos of students/parents taken at all school events by the official school photographers may be published on the school's official media platforms (e.g. school website & Instagram) and used for briefings, workshops and other educational purposes.
- The school may publish photographs, videos and students' work/achievements together with the names of the students from time to time.
- Please notify the school in writing if you do not wish to grant such permission.

